

North Attleborough Electric

**Rate Design
2016 - 2018**

6/5/2015

Utility Financial Solutions, LLC

**185 Sun Meadow Court
Holland, MI USA 49424
(616) 393-9722**

Fax (616) 393-9721

Email: mbeauchamp@ufsweb.com

Submitted Respectfully by:
Mark Beauchamp, CPA, CMA, MBA
President, Utility Financial Solutions



**North Attleborough Electric
Rate Design**

	Page
Rate Design Summary	3
2016 Rate Designs	
Proposed Residential (A1) 2016 Rates	4
Proposed Res Asst (A5) 2016 Rates	5
Proposed SGS (CI-6) 2016 Rates	6
Proposed LGS - Sec (CI-7) 2016 Rates	7
Proposed LGS - Pri (CI-7) 2016 Rates	8
Proposed SGS Muni (M11) 2016 Rates	9
Proposed LGS Muni (M12) 2016 Rates	10
Proposed TOU Muni (M13) 2016 Rates	11
Proposed Priv. Light (LL1) 2016 Rates	12
Proposed Muni Light (M14) 2016 Rates	13

**North Attleborough Electric
Rate Design**

Rate Design Summaries

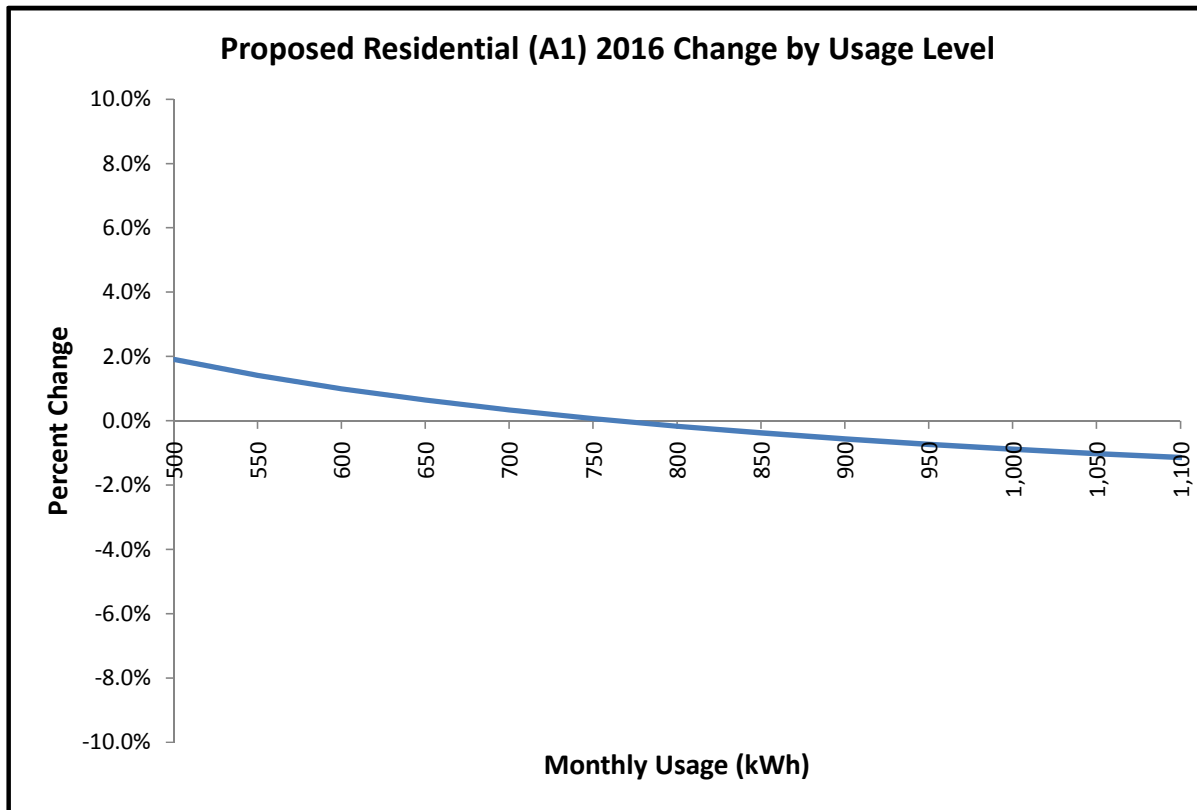
2016 Summary

Customer Class	Projecteed Revenues Under Current Rates	Projected Revenues from Proposed 2016 Rate Design	Projected Revenue Change	Projected Change from Current
Residential (A1) 2016	\$ 16,506,627	\$ 16,496,903	\$ (9,724)	-0.06%
Res Asst (A5) 2016	815,325	815,308	(16)	0.00%
SGS (CI-6) 2016	3,201,935	3,074,376	(127,558)	-3.98%
LGS - Sec (CI-7) 2016	12,636,359	12,157,345	(479,014)	-3.79%
LGS - Pri (CI-7) 2016	274,565	263,309	(11,256)	-4.10%
SGS Muni (M11) 2016	183,344	183,064	(280)	-0.15%
LGS Muni (M12) 2016	1,276,327	1,252,954	(23,373)	-1.83%
TOU Muni (M13) 2016	519,398	498,628	(20,770)	-4.00%
Priv. Light (LL1) 2016	160,027	152,693	(7,334)	-4.58%
Muni Light (M14) 2016	154,822	154,822	-	0.00%
	\$ 35,728,729	\$ 35,049,403	\$ (679,327)	-1.90%

North Attleborough Electric
Proposed 2016 Rate Design

Residential (A1) 2016

Current Rates		Proposed 2016 Rates	
Monthly Customer Charge:		Monthly Customer Charge:	
All Customers	\$ 5.00	All Customers	\$ 9.50
Energy Charge:		Energy Charge:	
Distribution Charge	\$ 0.02792	Distribution Charge	\$ 0.03459
Transmission Charge	\$ 0.00497	Transmission Charge	\$ 0.01724
Generation Charge	\$ 0.03493	Generation Charge	\$ 0.03493
Supplier Energy Charge	\$ 0.03708	Supplier Energy Charge	\$ 0.05976
Power Cost Adjustment:		Power Cost Adjustment:	
Power Cost Adjustment Rate	\$ 0.04750	Power Cost Adjustment Rate	\$ -
Revenues From Current Rates	\$ 16,506,627	Revenues From Proposed Rates	\$ 16,496,903
		Proposed Change	-0.06%

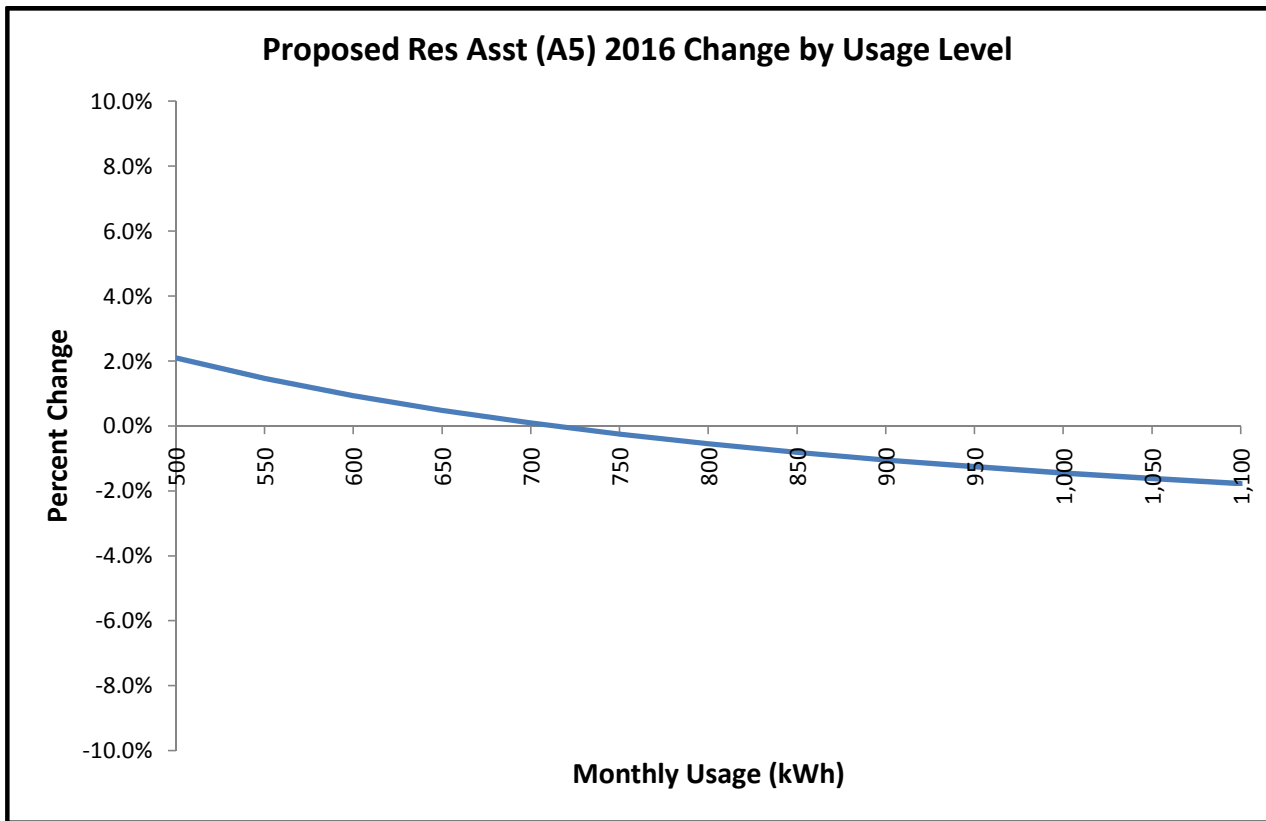


Monthly \$ Change by Usage Level			
Usage (kWh)	\$	Usage (kWh)	\$
500	\$ 1.55	800	\$ (0.21)
550	\$ 1.26	850	\$ (0.51)
600	\$ 0.97	900	\$ (0.80)
650	\$ 0.67	950	\$ (1.10)
700	\$ 0.38	1,000	\$ (1.39)
750	\$ 0.08	1,050	\$ (1.69)

North Attleborough Electric
Proposed 2016 Rate Design

Res Asst (A5) 2016

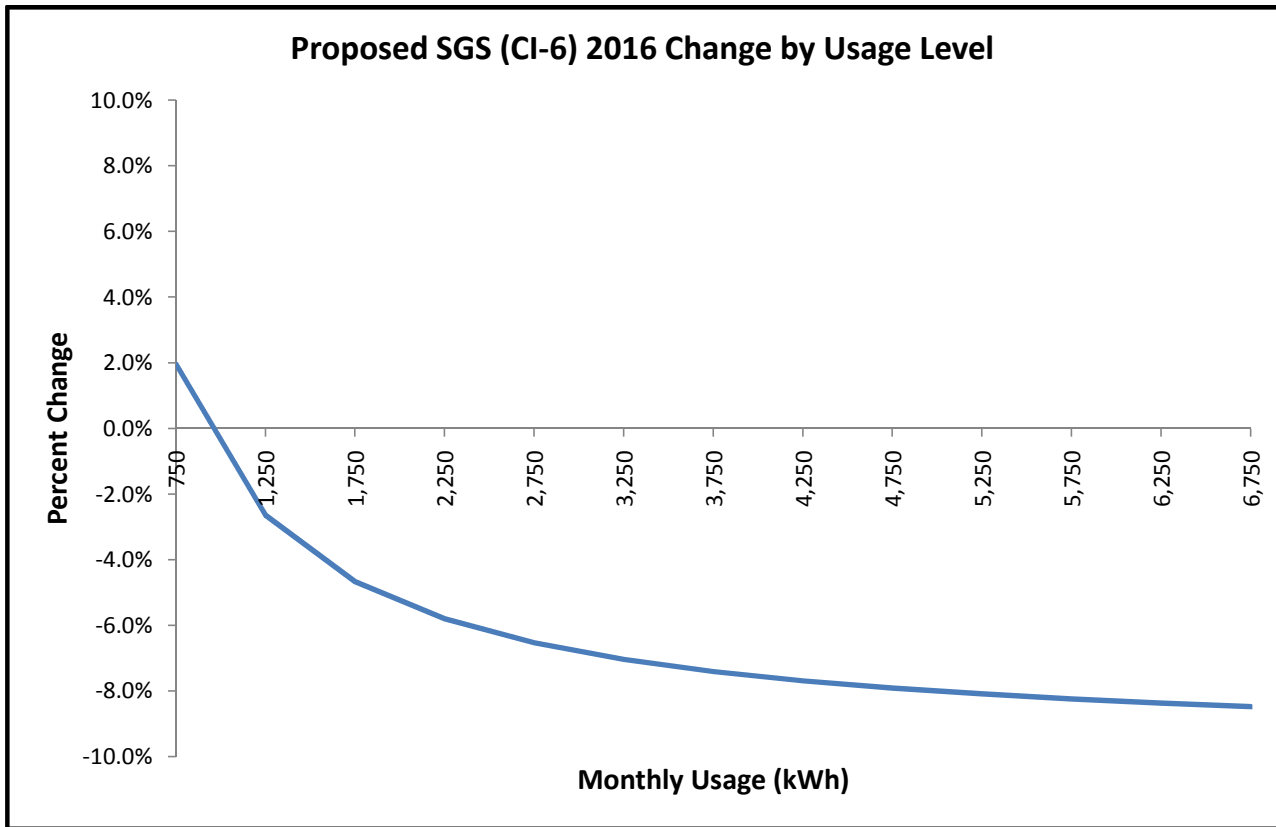
Current Rates		Proposed 2016 Rates	
Monthly Customer Charge:		Monthly Customer Charge:	
All Customers	\$ 3.25	All Customers	\$ 8.00
Energy Charge:		Energy Charge:	
Distribution Charge	\$ 0.00419	Distribution Charge	\$ 0.01009
Transmission Charge	\$ 0.00497	Transmission Charge	\$ 0.01724
Generation Charge	\$ 0.03493	Generation Charge	\$ 0.03493
Supplier Energy Charge	\$ 0.03708	Supplier Energy Charge	\$ 0.05976
Power Cost Adjustment:		Power Cost Adjustment:	
Power Cost Adjustment Rate	\$ 0.04750	Power Cost Adjustment Rate	\$ -
Revenues From Current Rates	\$ 815,325	Revenues From Proposed Rates	\$ 815,308
		Proposed Change	0.00%



North Attleborough Electric
Proposed 2016 Rate Design

SGS (CI-6) 2016

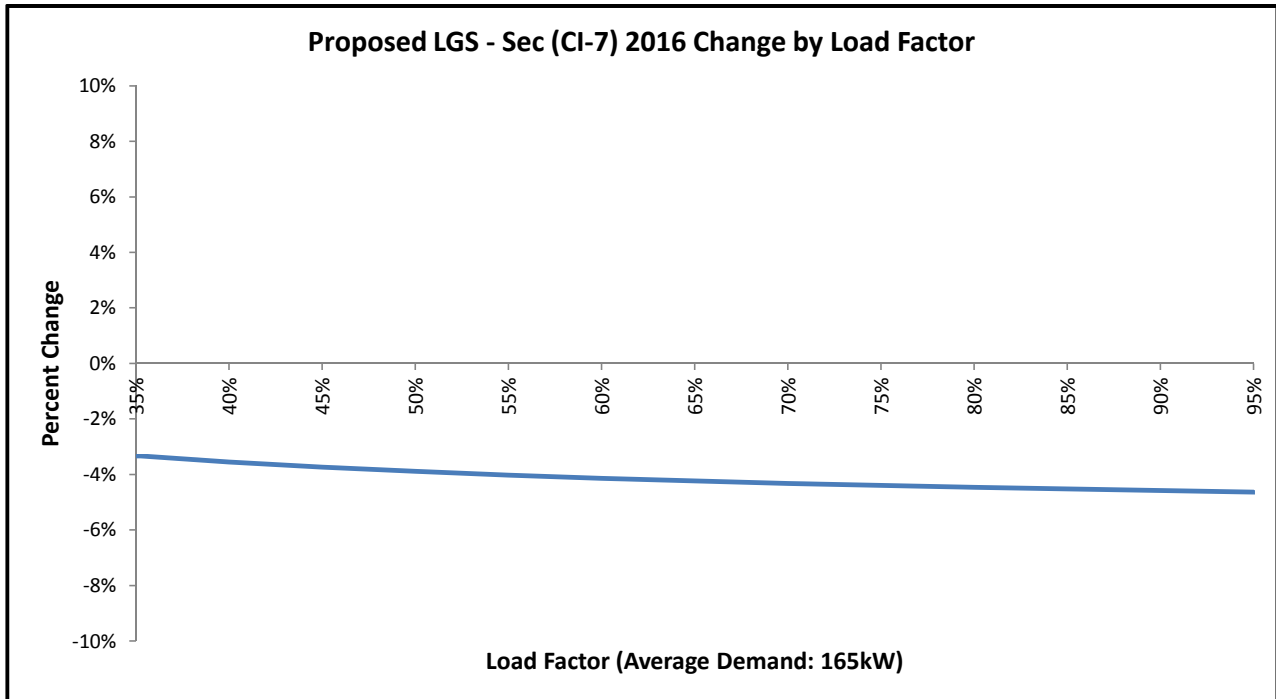
Current Rates		Proposed 2016 Rates	
Monthly Customer Charge:		Monthly Customer Charge:	
All Customers	\$ 5.00	All Customers	\$ 20.00
Energy Charge:		Energy Charge:	
Distribution Charge	\$ 0.04805	Distribution Charge	\$ 0.04404
Transmission Charge	\$ 0.00497	Transmission Charge	\$ 0.01724
Generation Charge	\$ 0.03095	Generation Charge	\$ 0.03095
Supplier Energy Charge	\$ 0.03708	Supplier Energy Charge	\$ 0.05976
Power Cost Adjustment:		Power Cost Adjustment:	
Power Cost Adjustment Rate	\$ 0.04750	Power Cost Adjustment Rate	\$ -
Revenues From Current Rates	\$ 3,201,935	Revenues From Proposed Rates	\$ 3,074,376
		Proposed Change	-3.98%



North Attleborough Electric
Proposed 2016 Rate Design

LGS - Sec (CI-7) 2016

Current Rates		Proposed 2016 Rates	
Monthly Customer Charge:		Monthly Customer Charge:	
All Customers	\$ 40.00	All Customers	\$ 100.00
Energy Charge:		Energy Charge:	
Distribution Charge	\$ 0.03154	Distribution Charge	\$ 0.03725
Transmission Charge	\$ 0.00497	Transmission Charge	\$ 0.01724
Generation Charge	\$ -	Generation Charge	\$ -
Supplier Energy Charge	\$ 0.03708	Supplier Energy Charge	\$ 0.05976
Demand Charge:		Demand Charge:	
All Demand	\$ 10.50	All Demand	\$ 10.50
Power Cost Adjustment:		Power Cost Adjustment:	
Power Cost Adjustment Rate	\$ 0.04750	Power Cost Adjustment Rate	\$ -
Revenues From Current Rates		Revenues From Proposed Rates	
	\$ 12,636,359		\$ 12,157,345
		Proposed Change	
		-3.79%	



North Attleborough Electric
Proposed 2016 Rate Design

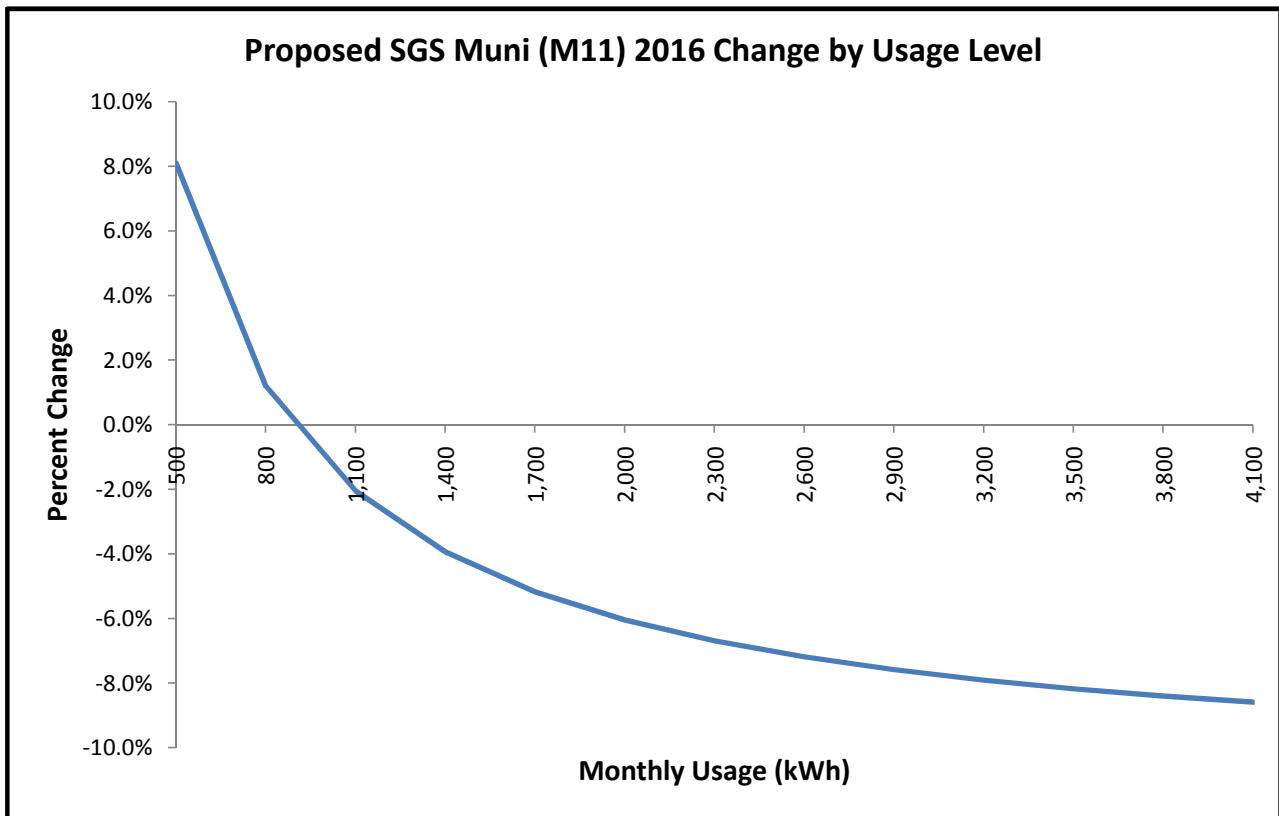
LGS - Pri (CI-7) 2016

Current Rates		Proposed 2016 Rates	
Monthly Customer Charge:		Monthly Customer Charge:	
All Customers	\$ 40.00	All Customers	\$ 100.00
Energy Charge:		Energy Charge:	
Distribution Charge	\$ 0.03154	Distribution Charge	\$ 0.03714
Transmission Charge	\$ 0.00497	Transmission Charge	\$ 0.01724
Generation Charge	\$ -	Generation Charge	\$ -
Supplier Energy Charge	\$ 0.03708	Supplier Energy Charge	\$ 0.05976
Demand Charge:		Demand Charge:	
All Demand	\$ 10.50	All Demand	\$ 10.50
Power Cost Adjustment:		Power Cost Adjustment:	
Power Cost Adjustment Rate	\$ 0.04750	Power Cost Adjustment Rate	\$ -
Revenues From Current Rates	\$ 274,565	Revenues From Proposed Rates	\$ 263,309
		Proposed Change	-4.10%

**North Attleborough Electric
Proposed 2016 Rate Design**

SGS Muni (M11) 2016

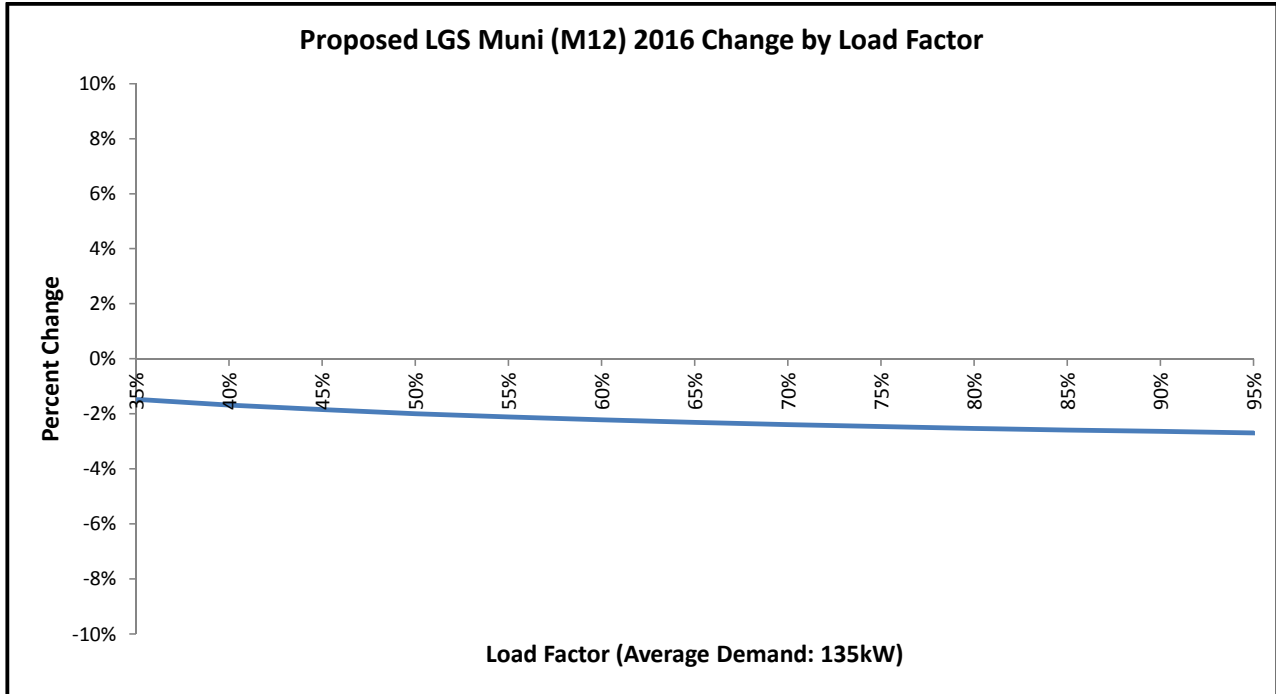
Current Rates		Proposed 2016 Rates	
Monthly Customer Charge:		Monthly Customer Charge:	
All Customers	\$ 5.00	All Customers	\$ 20.00
Energy Charge:		Energy Charge:	
Distribution Charge	\$ 0.03183	Distribution Charge	\$ 0.02754
Transmission Charge	\$ 0.00497	Transmission Charge	\$ 0.01724
Generation Charge	\$ 0.03095	Generation Charge	\$ 0.03095
Supplier Energy Charge	\$ 0.03708	Supplier Energy Charge	\$ 0.05976
Power Cost Adjustment:		Power Cost Adjustment:	
Power Cost Adjustment Rate	\$ 0.04750	Power Cost Adjustment Rate	\$ -
Revenues From Current Rates	\$ 183,344	Revenues From Proposed Rates	\$ 183,064
		Proposed Change	-0.15%



North Attleborough Electric
Proposed 2016 Rate Design

LGS Muni (M12) 2016

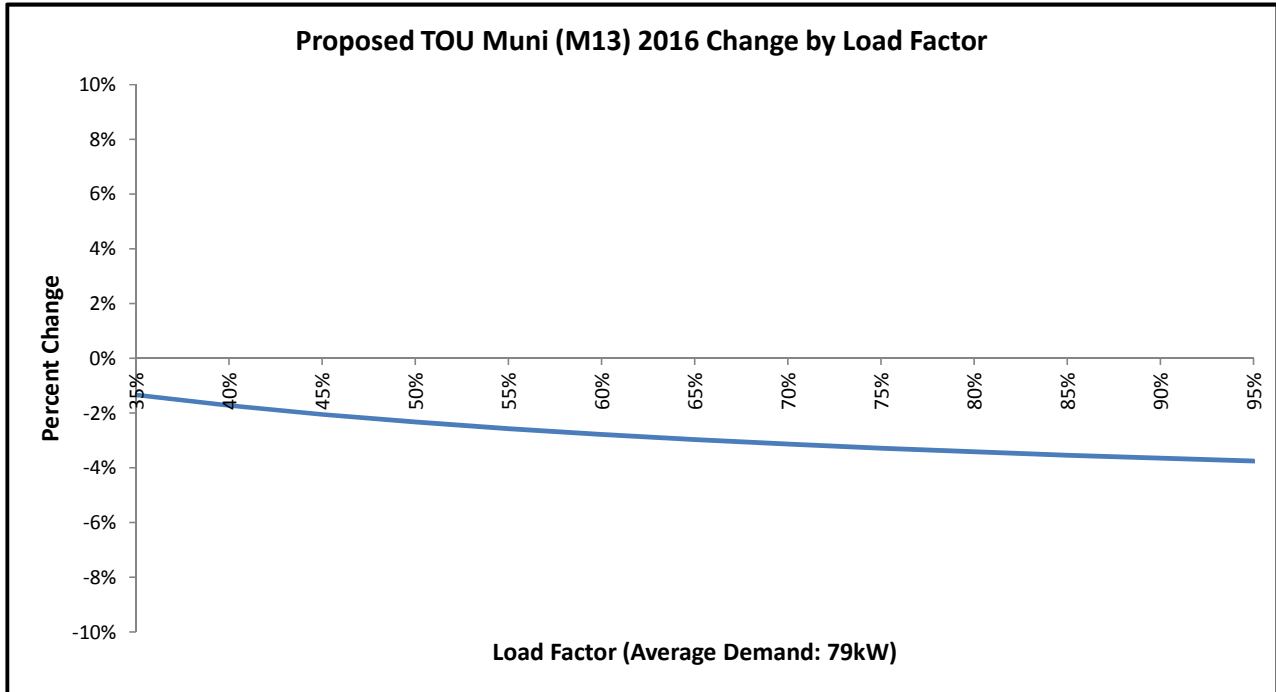
Current Rates		Proposed 2016 Rates	
Monthly Customer Charge:		Monthly Customer Charge:	
All Customers	\$ 40.00	All Customers	\$ 100.00
Energy Charge:		Energy Charge:	
Distribution Charge	\$ 0.01801	Distribution Charge	\$ 0.02662
Transmission Charge	\$ 0.00497	Transmission Charge	\$ 0.01724
Generation Charge	\$ -	Generation Charge	\$ -
Supplier Energy Charge	\$ 0.03708	Supplier Energy Charge	\$ 0.05976
Demand Charge:		Demand Charge:	
All Demand	\$ 10.50	All Demand	\$ 10.50
Power Cost Adjustment:		Power Cost Adjustment:	
Power Cost Adjustment Rate	\$ 0.04750	Power Cost Adjustment Rate	\$ -
Revenues From Current Rates		Revenues From Proposed Rates	
	\$ 1,276,327		\$ 1,252,954
		Proposed Change	
		-1.83%	



North Attleborough Electric
Proposed 2016 Rate Design

TOU Muni (M13) 2016

Current Rates		Proposed 2016 Rates	
Monthly Customer Charge:		Monthly Customer Charge:	
All Customers	\$ 65.00	All Customers	\$ 155.00
Energy Charge:		Energy Charge:	
Distribution Charge	\$ 0.02607	Distribution Charge	\$ 0.03174
Transmission Charge	\$ 0.00497	Transmission Charge	\$ 0.01724
Generation Charge	\$ -	Generation Charge	\$ -
Supplier Energy Charge	\$ 0.03708	Supplier Energy Charge	\$ 0.05976
Demand Charge:		Demand Charge:	
All Demand	\$ 16.10	All Demand	\$ 16.10
Power Cost Adjustment:		Power Cost Adjustment:	
Power Cost Adjustment Rate	\$ 0.04750	Power Cost Adjustment Rate	\$ -
Revenues From Current Rates		Revenues From Proposed Rates	
	\$ 519,398		\$ 498,628
		Proposed Change	
		-4.00%	



North Attleborough Electric
Proposed 2016 Rate Design

Priv. Light (LL1) 2016

Current Rates		Proposed 2016 Rates	
Energy Charge:		Energy Charge:	
Distribution Charge:		Distribution Charge:	
50 Watt	\$ 0.15746	50 Watt	\$ 0.17771
70 Watt	\$ 0.11971	70 Watt	\$ 0.13510
100 Watt	\$ 0.08706	100 Watt	\$ 0.09825
150 Watt	\$ 0.05626	150 Watt	\$ 0.06349
250 Watt	\$ 0.04468	250 Watt	\$ 0.05043
400 Watt	\$ 0.02968	400 Watt	\$ 0.03350
Transmission Charge	\$ 0.00497	Transmission Charge	\$ 0.01724
Generation Charge	\$ 0.03232	Generation Charge	\$ 0.03232
Supplier Energy Charge	\$ 0.03708	Supplier Energy Charge	\$ 0.05976
Power Cost Adjustment:		Power Cost Adjustment:	
Power Cost Adjustment Rate	\$ 0.04750	Power Cost Adjustment Rate	\$ -
Revenues From Current Rates	\$ 160,027	Revenues From Proposed Rates	\$ 152,693
		Proposed Change	-4.58%

North Attleborough Electric
Proposed 2016 Rate Design

Muni Light (M14) 2016

Current Rates		Proposed 2016 Rates	
Energy Charge:		Energy Charge:	
Distribution Charge:		Distribution Charge:	
50 Watt	\$ 0.15288	50 Watt	\$ 0.17053
70 Watt	\$ 0.11623	70 Watt	\$ 0.12965
100 Watt	\$ 0.08452	100 Watt	\$ 0.09428
150 Watt	\$ 0.05461	150 Watt	\$ 0.06091
250 Watt	\$ 0.04342	250 Watt	\$ 0.04843
400 Watt	\$ 0.02881	400 Watt	\$ 0.03214
Transmission Charge	\$ 0.00497	Transmission Charge	\$ 0.01724
Generation Charge	\$ 0.03232	Generation Charge	\$ 0.03232
Supplier Energy Charge	\$ 0.03708	Supplier Energy Charge	\$ 0.05976
Power Cost Adjustment:		Power Cost Adjustment:	
Power Cost Adjustment Rate	\$ 0.04750	Power Cost Adjustment Rate	\$ -
Revenues From Current Rates	\$ 154,822	Revenues From Proposed Rates	\$ 154,822
		Proposed Change	0.00%